

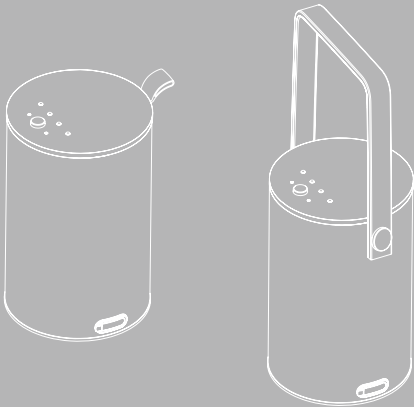
Main materials	Color temperature	Battery specification	Weight
Brass bamboo plate flax aluminum	3000k	7.4v 2000MAH lithium powerbattery group	1.2kg
Power	Blue-Tooth	Product size	Package size
Led lamp-3w speaker-2*12W	4.0	335*145*123MM	375*200*250mm

Output power: 12w*2
Frequency responding: 115HZ-20KHZ(=/-3dB)
Signal-noise ratio:>70dB
Channel separate ratio: >45dB
Blue-Tooth communication distance: 10 m
Speaker: square shape basin support interior magnetism 4
Ω12w 50mm
Charging input: micro USB dc5v 1A
Charging time:3-5H
Battery: 18650 7.4V2000MAH lithium ion power battery



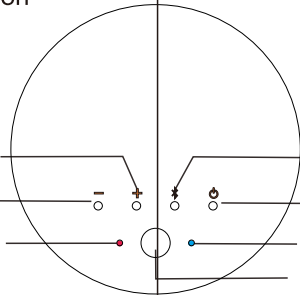
Blue-Tooth Speaker Portable Lamp
DT-6(DT-8)

Owner's manual

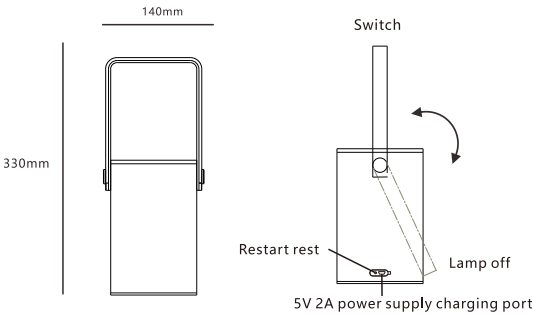


DT-6blue-Tooth Speaker Portable Lamp Specification

Long time press next music+short time press volume
Long time press last music+short time pressvolume
Electricity indicate lamp flashing is charging indicate,full electricity then lamp extincted



LBT Blue-Tooth match key
ON/OFF key long time press then start/close machine,
short time press then play/pause
Blue-Tooth match key indicate that key matched successfully and at slow flashing status
Light ON/OFF double control key



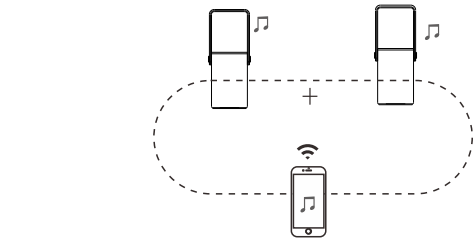
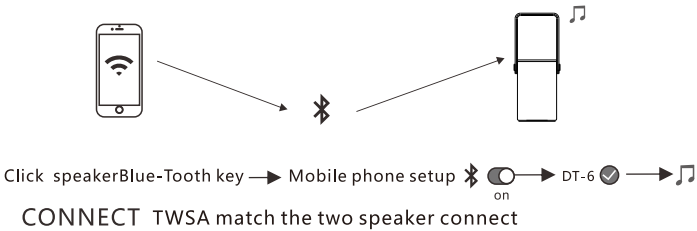
Common problems

- 1.Speaker occur the situation that keys can’ be operated and controlled or start/closethe machine system halted;long time press the set key which beside the USB charging port,restart
- 2.Speaker LED lamp flashing or speaker occur remind sound repeatedly,shis is no enough electricity of speaker,lower voltage charge reminding

Key function and charging time length

Power	Long time press:start/close machine; short time press:play /pause
Bt	Blue-Tooth match key(the details check the behindconnect method of single piece to speaker
Volume +	Long time press:last music; short time press:volume increase
Volume -	Long time press:next music; short time press:volume reduce
Charging time length:3-5h	Use duration:3-6h use all at the same time,8-9h for light

BLUETOOTH open mobile phone and set at Blue-tooth connect DT-6(single speaker cnnct with mobile phone



FIRST TIME CONNECT

- 1.Two set machine power on and start machine,long time press the BT key of one set then enter into TWS matching,the red lamp lighting aftermatched well is sub machine
- 2.Then use mobile phone connect the main machine then can play music

Second the early matched well 2set matching

- 1.2sets machine power on and will automatic matching;
- 2.SHORT time press sub BT key can break the connection with main machine,short time press the sub machine BT key agin can back connect the main machine
- 3.Short time press main machine BT key will break the connect ion of curent Bule-Tooth equipment and sub machine at the same time short time press the main machine BT key again can back-connection